

WHY SAVE WATER



- **Saving water** can save you money by lowering your monthly water bill.
- **Reducing water** use reduces energy costs by decreasing the energy needed to clean, pump, and heat water.
- **Minimize ecosystem** impacts by reducing water withdrawals and wastewater discharges.



did you know?

Your water comes from the Quabbin and Wachusett Reservoirs. These watersheds are naturally protected with over 85% of the watersheds covered in forest and

wetlands. To ensure safety, the streams and reservoirs are tested often and patrolled daily by the Department of Conservation and Recreation (DCR).

WATER QUALITY

MWRA's **water quality** program, in partnership with member communities, conducts hundreds of thousands of tests every year for over 120 possible contaminants. MWRA works continuously with community water departments to ensure your water is safe and of the highest quality.

TELL US ABOUT YOUR DRINKING WATER

MWRA **takes customer concerns** seriously. Every call is investigated. Most complaints are related to discolored water (usually related to local construction, hydrant use, or a buildings plumbing conditions). If you have any questions or concerns, contact your local water department or call MWRA at (617) 242-5323.

drink local and be green!

Tap water is delivered straight to your home without trucking or plastic waste. Bottled water produces over 10,000 times the amount of greenhouse gases as tap water. More than half of the MWRA's energy needs for water treatment and delivery are met with green power, including hydroelectric generators and solar panels.



SAVE WATER - SAVE MONEY - SAVE THE PLANET

Conserving water also helps in times of need. Emergencies like fires, droughts, and floods are all better managed when there is enough water supply. Don't waste water, you never know when or who will need it the most. Every drop counts!

WATER CONSERVATION KITS


Water Conservation kits are offered free of charge. Just fill out the request form found on MWRA.com.

MWRA AND THE U.S. ENVIRONMENTAL PROTECTION AGENCY

The **Massachusetts Legislature** created MWRA in 1984 to manage and modernize water and sewer services for 3.1 million people and 5,500 businesses in Communities. While the Boston Harbor Cleanup is the best known project, MWRA also maintains over 400 miles of water pipes, aqueducts, and tunnels and over 274 miles of sewers.



MWRA has teamed up with the EPA's **WaterSense®** Program to help consumers save water for future generations and reduce costs on their utility bills. For more information on WaterSense, and for a full list of labeled products and WaterSense irrigation partners, visit www.epa.gov/watersense.



ADDITIONAL RESOURCES AND LINKS

- **Request free MWRA Water Conservation Kits**
wc.mwra.com/home
617-242-SAVE
- **Look for products with the Water Sense label**
www.epa.gov/watersense
- **Buy Energy Star certified appliances**
www.energystar.gov
- **Contact your local water department** for more information on water conservation or rebate incentives.
- **MWRA's Garden and Landscaping** webpage includes more tips and 32 low water-use plants:
www.mwra.com/comsupport/conservation/gardeningtips.htm
- **Massachusetts Horticultural Society**
www.massshort.org
- **100+ ways to conserve water**
www.wateruseitwisely.com

MASSACHUSETTS WATER RESOURCES AUTHORITY




Charlestown Navy Yard
100 First Avenue, Boston, MA 02129
617-242-6000
www.mwra.com

150k 10/20

TIPS FOR WATER CONSERVATION

INDOOR



OUTDOOR



MASSACHUSETTS WATER RESOURCES AUTHORITY


OUTDOOR WATER CONSERVATION



Water demand increases in the summer time. Learn how to conserve water outdoors while gardening and landscaping.

WATER-EFFICIENT LANDSCAPING

- **Plant the right plants.** Lawns planted with fescue grasses do better than bluegrasses during periods of low rainfall and are slower to go dormant. Check MWRA's Garden and Landscaping Water Conservation page for more tips on saving water outdoors and look for the low water-use plants chart for examples of other types of plants that thrive in drier soil.
- **Golden brown grass is OK!** Don't panic if your lawn fades, this is normal. Grass naturally becomes dormant during hot, dry periods and will revive when conditions improve. This actually deepens the roots and makes the lawn more drought-resistant.
- **Longer grass** retains more moisture since it shades the roots. Raise the mower blade level to 2-3 inches for longer grass.
- **Don't overwater.** Automatic sprinklers often use 20-30% more water than hand-held home watering. Adjust your irrigation timer frequently to account for changes in weather. However, drip irrigation and soaker hoses are the best ways to water, especially in areas of your garden that need the most water.



did you know?

MWRA customers use around 55 gallons of water a day at home, well below the national average of 88 gallon per day.

- **Install a WaterSense labeled irrigation controller**, which uses local weather and landscape conditions to water only when plants need it. Consider installing a rain shutoff device, soil moisture sensor, or humidity sensor to further control irrigation.
- **Timing is everything.** The best times to water your lawn are very early in the morning (4-6 am) or late evening (8-10 pm) to avoid high-rates of evaporation and sun-burnt grass.
- **The Inch Rule.** Established lawns, shrubs, and most vegetables and flowers need only one inch of water a week. If there has been an inch of rainfall during the week, you don't need to water at all. How can you tell if your yard has received an inch of water? Collect rainfall or sprinkler water in a container such as a coffee can, then measure with a ruler. Inexpensive gauges are available at most garden centers.
- **Maintain healthy soils** by checking for dryness. Ensure water soaks down 3-4 inches and water only when the soil is dry to a depth of 1.5 inches. Incorporate organic matter such as peat moss, composted leaves (leaf mold), composted manure, composted kitchen vegetable scraps and grass clippings to improve soil structure and enhance moisture-retaining capabilities.
- **Use mulch to keep roots moist.** Mulch can serve as a ground cover that reduces water evaporation from the soil and reduces the number of weeds that would otherwise compete with the plant for available soil moisture.



RAIN BARRELS

- **Harvest rainwater** by placing rain barrels or large containers under your home's downspouts to collect rain and runoff. They are great for filling up watering cans for your garden or indoor plants. Use a lid, mesh fabric, or several drops of baby oil on the surface of the water to prevent mosquito breeding.
- **Rain barrels** are available for purchase on-line and in most large garden centers. It is also relatively easy to make your own.

INDOOR WATER CONSERVATION



Lower your household water use and costs today! Here are some of the ways to make your home and daily habits more water efficient.

BATHROOM

- **Toilets alone** are a major source of household water use, accounting for a third of residential indoor water consumption.
- **Low-flush toilets** could cut your home water consumption by 25% or more! Old inefficient toilets can use over 6 gallons per flush compared to newer models can use as little as 1.3 gallons per flush. Search for WaterSense labeled toilets, with various options on both high efficiency and high performance models to meet your family's needs while also saving you water.
- **Check for leaky pipes, faucets, or toilets.** An easy check to see if your toilet has a leak, simply add a dye tablet or food coloring to your toilet's water tank. If any colored dye appears in the bowl within 15 minutes, you have a leak. The flush valve or flapper can be easily cleaned or replaced.
- **Simple water saving practices** can also be implemented in your bathroom and kitchen.

did you know?

Shower Test: Hold a bucket underneath your showerhead for 20 seconds. If more than one gallon accumulates, you need a water efficient shower-head.



- **Replace dripping faucets** and showerheads. Installing new fixtures is an easy and cost-effective way to reduce unnecessary water use. Installing a low-flow faucet aerator can reduce the flow from 2-7 gallons to 1.5 gallons per minute.
- **Turning off the tap** while you brush your teeth or shave can save water.
- **Showering for 5 minutes** uses only 10-25 gallons while a full bathtub uses up to 70 gallons. Try conserving water by taking shorter showers or filling the tub only halfway.

KITCHEN/APPLIANCES

- **Look for the Energy Star** label for the most efficient household products and appliances. Reduce your water consumption by only washing full loads of dishes or clothes.
- **High-efficiency dishwashers** can save you money, water, and time. A certified dishwasher costs \$35 per year to run. On average, a new high efficiency dishwasher can save you 3,870 gallons over its lifetime.
- **High-efficiency washing machines** can save more than 2,000 gallons of water per year compared to a standard machine.

did you know?

We can all use at least 20 percent less water by installing water-efficient fixtures and appliances.

